



**64<sup>th</sup> ANNUAL SALE OF  
40**

**HARDY HOME BRED WELSH MOUNTAIN RAMS**

**B & H JONES  
GWASTADANAS  
NANT GWYNANT  
CAERNARFON  
LL55 4NW**

**TO BE SOLD AT GWASTADANAS  
TUESDAY 10<sup>th</sup> OCTOBER 2023  
AT 5.00.P.M.**

**Auctioneers:  
LLOYD WILLIAMS & HUGHES**

# WHAT IS PERFORMANCE RECORDING?

Ewes and lambs in hill flocks are individually monitored and key indicators of commercially significant traits are recorded. The data is then analysed and the EBVs and Indexes that are the outcome, are a prediction of how progeny will perform which in turn can impact on your profits.

To calculate the EBVs, Prohill are recording

- flock mating information and pre-tupping weights
- scanning results
- lambing ease and vigour
- 8 week weights
- backfat scanning at 20 weeks.

The data is analysed and used to create the Welsh Index which identifies sheep with superior breeding potential for meat and maternal traits, predicting the value of each ram to your flock.

You can use the estimated breeding values to pick rams that will improve the performance of their lambs and their daughters that come in to your flock.

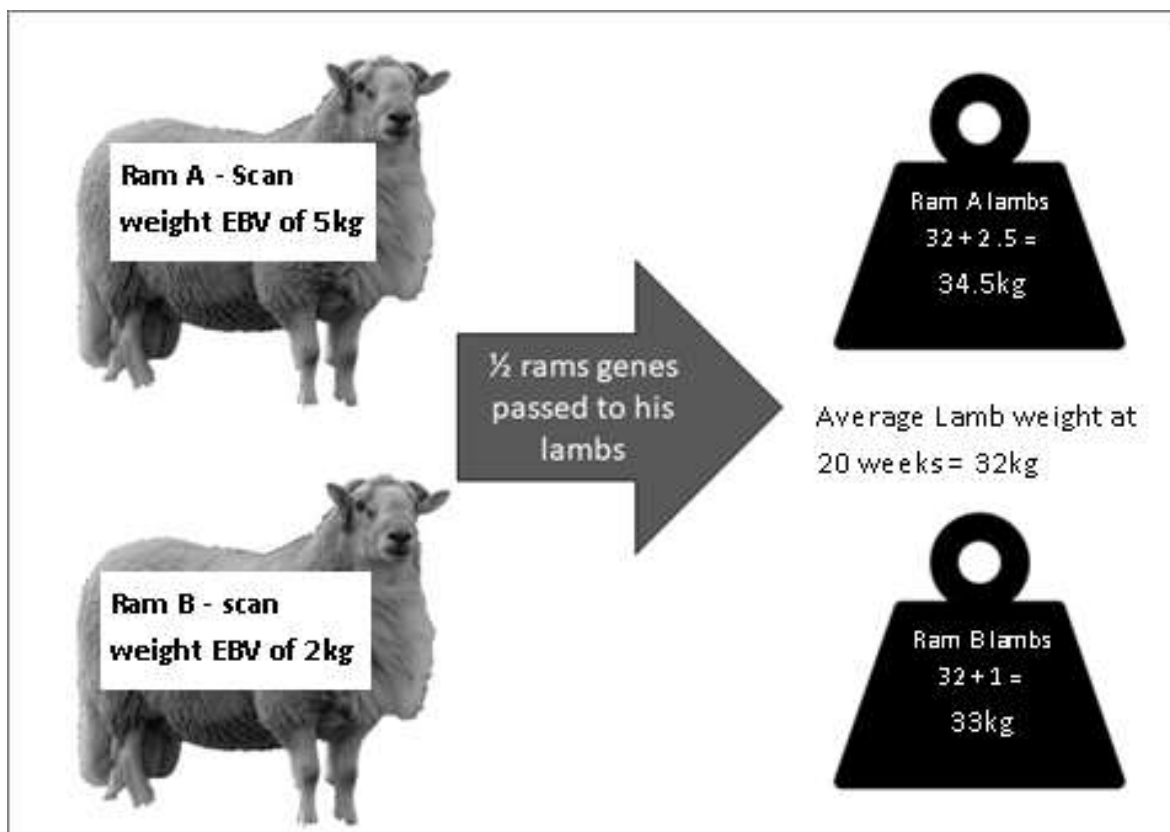
EBVs for individual traits are expressed in the same units as the recorded trait (e.g. kg for eight week weight) and they relate to a common baseline. This baseline of zero relates to the average breeding value of lambs born in the year in 2015.

Since June 2023, the Welsh Index is expressed as the expected annual return per ewe in ££.

EBVs are easy to interpret, for example:

*A ram with an EBV of +6 for scan weight is estimated to have the genetic potential to be 6kg heavier at 20/21 weeks compared to one with an EBV of 0.*

*A recorded ram will only pass on half of its genes to its lambs so its EBVs must be halved in order to estimate the average genetic worth of its progeny.*

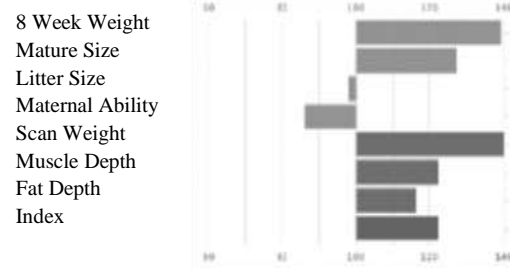
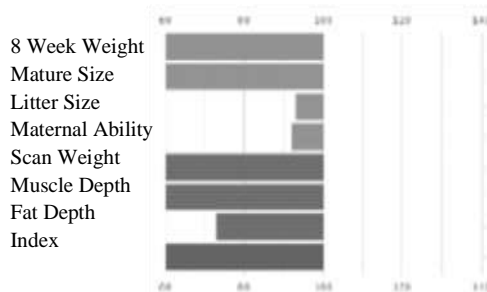


# CAN YOU SELECT A GOOD TUP BY EYE?

These two rams were a very similar type and were both purchased for four-figure sums and unrecorded at the time of purchase.



After joining a performance recorded flock, EBVs were calculated from the performance of the rams progeny. Ram A's lambs were mainly sold as store lambs and failed to make any significant growth. In comparison ram B produced fast finishing lambs that graded well. Ram A's EBVs were found to be below average on most traits, ram B's however have been proven above average for most traits, as shown below.



Performance recording is an additional tool to assist in decision making when buying rams for your system. It allows you to make informed decisions about the rams, estimating their potential and the future performance of your hill flock.

**For information, contact Bedwyr Jones on  
07801 355447**

**SEL****RHIF TAG****1****UK 0 702362 20284**

	8 Week Weight EBV	Litter Size EBV	Maternal Ability EBV	Scan Weight EBV	Muscle Depth EBV	Fat Depth EBV	Gigot EBV	Hill Index	Second Index
EBV	2.28	0.08	-0.13	5.78	-1.01	0.23		£11.88	

**2****UK 0 702362 20136**

	8 Week Weight EBV	Litter Size EBV	Maternal Ability EBV	Scan Weight EBV	Muscle Depth EBV	Fat Depth EBV	Gigot EBV	Hill Index	Second Index
EBV	1.16	0.05	0.20	2.35	-0.81	-0.07		£3.31	

**3****UK 0 702362 20308**

	8 Week Weight EBV	Litter Size EBV	Maternal Ability EBV	Scan Weight EBV	Muscle Depth EBV	Fat Depth EBV	Gigot EBV	Hill Index	Second Index
EBV	0.85	0.11	-0.17	1.85	-1.18	-0.07		£-1.44	

**4****UK 0 702362 20051**

	8 Week Weight EBV	Litter Size EBV	Maternal Ability EBV	Scan Weight EBV	Muscle Depth EBV	Fat Depth EBV	Gigot EBV	Hill Index	Second Index
EBV	1.69	0.08	0.36	3.01	-1.12	-0.22		£7.18	

**5****UK 0 702362 20345**

	8 Week Weight EBV	Litter Size EBV	Maternal Ability EBV	Scan Weight EBV	Muscle Depth EBV	Fat Depth EBV	Gigot EBV	Hill Index	Second Index
EBV	0.99	0.03	0.26	1.85	-1.48	-0.21		£4.74	

**6****UK 0 702362 20280**

	8 Week Weight EBV	Litter Size EBV	Maternal Ability EBV	Scan Weight EBV	Muscle Depth EBV	Fat Depth EBV	Gigot EBV	Hill Index	Second Index
EBV	1.01	0.12	0.20	2.05	-1.44	0.03		£2.55	

7		UK 0 702362 20322							
	8 Week Weight EBV	Litter Size EBV	Maternal Ability EBV	Scan Weight EBV	Muscle Depth EBV	Fat Depth EBV	Gigot EBV	Hill Index	Second Index
EBV	1.43	0.12	-0.16	2.78	-1.10	-0.13		£1.06	
8		UK 0 702362 20015							
	8 Week Weight EBV	Litter Size EBV	Maternal Ability EBV	Scan Weight EBV	Muscle Depth EBV	Fat Depth EBV	Gigot EBV	Hill Index	Second Index
EBV	0.67	0.13	-0.21	1.75	0.04	0.02		£3.18	
9		UK 0 702362 20112							
	8 Week Weight EBV	Litter Size EBV	Maternal Ability EBV	Scan Weight EBV	Muscle Depth EBV	Fat Depth EBV	Gigot EBV	Hill Index	Second Index
EBV	-0.08	0.08	0.06	-0.14	-0.92	0.47		£-6.98	
ACC	77%	61%	71%	82%	81%	80%	%	67%	%
10		UK 0 702362 20172							
	8 Week Weight EBV	Litter Size EBV	Maternal Ability EBV	Scan Weight EBV	Muscle Depth EBV	Fat Depth EBV	Gigot EBV	Hill Index	Second Index
EBV	1.64	0.06	0.16	2.55	-0.34	0.13		£0.16	
11		UK 0 702362 20384							
	8 Week Weight EBV	Litter Size EBV	Maternal Ability EBV	Scan Weight EBV	Muscle Depth EBV	Fat Depth EBV	Gigot EBV	Hill Index	Second Index
EBV	1.68	0.14	-0.13	3.10	-1.02	-0.27		£2.39	
12		UK 0 702362 20218							
	8 Week Weight EBV	Litter Size EBV	Maternal Ability EBV	Scan Weight EBV	Muscle Depth EBV	Fat Depth EBV	Gigot EBV	Hill Index	Second Index
EBV	1.30	0.08	-0.02	1.98	-0.96	-0.29		£-1.04	

13		UK 0 702362 20141							
	8 Week Weight EBV	Litter Size EBV	Maternal Ability EBV	Scan Weight EBV	Muscle Depth EBV	Fat Depth EBV	Gigot EBV	Hill Index	Second Index
EBV	0.54	0.13	-0.09	0.62	-1.03	-0.10		£-7.78	
14		UK 0 702362 20109							
	8 Week Weight EBV	Litter Size EBV	Maternal Ability EBV	Scan Weight EBV	Muscle Depth EBV	Fat Depth EBV	Gigot EBV	Hill Index	Second Index
EBV	0.60	-0.01	0.16	1.43	-0.17	-0.22		£2.26	
15		UK 0 702362 20024							
	8 Week Weight EBV	Litter Size EBV	Maternal Ability EBV	Scan Weight EBV	Muscle Depth EBV	Fat Depth EBV	Gigot EBV	Hill Index	Second Index
EBV	1.77	0.10	-0.30	2.58	-1.67	-0.40		£-0.97	
16		UK 0 702362 20264							
	8 Week Weight EBV	Litter Size EBV	Maternal Ability EBV	Scan Weight EBV	Muscle Depth EBV	Fat Depth EBV	Gigot EBV	Hill Index	Second Index
EBV	0.79	0.02	-0.22	2.47	-0.84	0.58		£-0.46	
17		UK 0 702362 20151							
	8 Week Weight EBV	Litter Size EBV	Maternal Ability EBV	Scan Weight EBV	Muscle Depth EBV	Fat Depth EBV	Gigot EBV	Hill Index	Second Index
EBV	0.19	0.11	-0.16	0.98	-0.08	0.27		£2.26	

## HYRDDOD HEB INDEX

<b>SEL</b>	<b>RHIF TAG</b>
18	UK 0 702362 21584
19	UK 0 702362 20156
20	UK 0 702362 20451
21	UK 0 702362 21588
22	UK 0 702362 20468
23	UK 0 702362 21562
24	UK 0 702362 21559
25	UK 0 702362 20439
26	UK 0 702362 20455
27	UK 0 702362 21579
28	UK 0 702362 20457
29	UK 0 702362 21566
30	UK 0 702362 20437
31	UK 0 702362 20462
32	UK 0 702362 20463
33	UK 0 702362 20473
34	UK 0 702362 20433
35	UK 0 702362 21583
36	UK 0 702362 21576
37	UK 0 702362 21578
38	UK 0 702362 20454
39	UK 0 702362 21560
40	UK 0 702362 20434